




Welcome to October. You should be de-budding and gibbing your camellias for show. Some species of camellias are showing multiple buds on the branches and those without will later on. Don't be too excited to see all of those branches with multiple buds. Why you ask? It's time to disbud; if you leave the buds on you are going to have low quality flowers of small sizes. As in the photo, you will want to remove the extra buds and leave only one bud on each branch. The remaining bud will produce a larger bloom because of the less competition as it is feeds from the plant. While you are disbudding, now is a good time to gib. The empty cup of one of the removed buds is where a drop of gib is applied. I gib one to two buds per plant once a week.



You should also in October, make sure your Camellias have adequate mulch covering their root zone. This will help protect them in case of a freeze in the winter. I use whatever I can get: pine straw, oak leaves, etc.

There is no fixed time for the gib to take effect, and many factors will affect the time. Early blooming varieties usually bloom more quickly and late blooming varieties usually take longer; some take much longer. More mature buds will bloom sooner than less mature ones. Reticulatas normally average a longer time to bloom than do japonicas. Plants in full sun may also bloom sooner. Of course, abnormally warm weather will accelerate blooming, while heavy freezes and colder conditions will delay blooming



To apply, select a well-developed flower bud with an upward-facing leaf bud, and remove the leaf bud with a twisting action. Place one drop of acid in the cup left where leaf bud was removed.



2023-2024 Gibbing Schedule for Camellia Shows near Pensacola.

This schedule is an approximation based upon an average time between the application of the gibberellic acid and blooming of about 6 weeks, bracketed with applications a week earlier or later. Thus, there are three application dates for each show. For example, if you gib 2 blooms on each plant at each application, you would have gibbed a total of 6 blooms on that plant --- and with luck maybe 1 of them will open in time for that show. The estimated time is for an average japonica plant in moderate shade and under normal Pensacola weather conditions.

Location	Show Date	1st Application 8 wks prior	2 nd Application 7 wks prior	3 rd Application 6 wks prior	4th Application 5 wks prior
Slidell, LA	12/2/23	10/14/23	10/21/23	10/28/23	11/4/23
Pensacola, FL	12/9/23	10/21/23	10/28/23	11/4/23	11/11/23
Covington, LA	1/6/24	11/18/23	11/25/23	12/2/23	12/9/23
Tallahassee, FL	1/13/24	11/25/23	12/2/23	12/9/23	12/16/23
Mobile, AL	1/20/24	12/2/23	12/9/23	12/16/23	12/23/23
Greenville, AL	1/27/24	12/9/23	12/16/23	12/23/23	12/30/23
Gulfport, MS	2/3/24	12/16/23	12/23/23	12/30/23	1/6/24
Baton Rouge, LA	2/17/24	12/23/23	12/30/23	1/6/24	1/13/24
Wiregrass, GA	2/17/24	12/30/23	1/6/24	1/13/24	1/20/24
Fort Valley, GA	2/24/24	1/6/24	1/13/24	1/20/24	1/27/24
Brookhaven, MS	3/2/24	1/13/24	1/20/24	1/27/24	2/3/24

NOTE: Some growers suggest 7 to 5 weeks before a show. The chart I originally found suggested 8 to 6 weeks. This chart gives dates for both rules of thumb.

We will have gib for members at the Oct. 17th meeting at the Garden Center and at the Shade House work day on Oct. 21st and you will be ready to gib your yard for blooms to show.

Greg Taylor/ President

Some of you may have **Mahoroba, Snow Swirl or Night Rider** in your yards and with the help of gibbing will have blooms for our show or other club's shows. There has been a size change announced by The American Camellia Society and published in the **2024 CAMELLIA NOMENCLATURE** pertaining to these 3 cultivars that you should note in your Nomenclature. Show entry cards require you to include cultivar name and size correctly for it to compete in the correct category.

Under Species Japonica

Cultivar Name

New Size

Previous Size

Mahoroba

Medium

Medium to large

Snow Swirl

Medium to large

Large

Under Hybrids with Other than Reticulata Parentage

Cultivar Name



New Size

Previous Size

Night Rider

Miniature

Miniature to small



What perfect weather we had on Saturday September 30th to be out at the UWF Camellia Garden to spruce up the garden. Members came with wheel barrows to remove heavy branches, electric saws and blowers, pruners and gib to get the garden in shape. We greatly appreciate the many members and UWF REA members that came out to help.

Lauren and John Mate just got back in town to come help at the garden. Greg Taylor and William Paden had the task of removing the root of 'Daddy Mac,' sad to remove it but it had to be done. Hopefully Mr. Davy has another to replace it.



Doug DeHaven with Greg Taylor



Hopefully Jane Benson and Richard Freeman are coming up with ideas for Jane to present another program, not sure.

This is how we treat new member, Jason Hall.

Thank you for joining in the fun!



Carolyn Pulford came with lots of equipment to make sure the work got done.
Hiding behind a tree sucker is Judy Woerner with her electric saw, she doesn't mess around with suckers!



Michelle Duval came with lots of supplies and John Davy hauled all of the trash away even the branch in Alan McMillian's hand. It get's late when I work on these photos and my thoughts can not be put on paper but we all are 'Camellia Nuts.' - Louise Seitz



We love to hear your camellia stories and / or photos about what you enjoy about camellias or PCC's events. Please submit to Louise Seitz at pensacolacamellia@gmail.com by the 1st of the month for it to be included in the newsletter.

Upcoming Events

Saturday Oct 14th - Pensacola Camellia Club will be selling plants at Navy Point for their **Fall Arts and Crafts Fair, at Triangle Park 315 Sunset Ave, Pensacola**. We will be setting up at 8:30am -3pm selling and promoting upcoming club events. If you can help between 8:30am – 3pm please call Louise at 850-780-0410.

Tuesday Oct. 17th – We have a **guest speaker** for tonight’s program. **Vanessa Oxford from Flowerwood Plant Development Services, Inc.** to present the, October Magic® series. This will include a sneak preview of the summer and fall blooming Camellia Azalea Hybrids.

Members and non-members are welcome to attend.

Location: Garden Center, 1850 N. 9th Ave, Pensacola, 6:30pm for social, 7:00 pm program.

Come before 7pm if you are a newer member for a demo on potting air-layers and gibbing that Greg covered above.

Tonight’s raffle includes;

At the meeting, we like to **WELCOME NEW MEMBERS** by asking them to wear the **Red** outlined name tag so our members know to greet you and introduce themselves. A new member is anyone that joined in Dec. 2022 – Nov. of 2023. New members, by attending the meeting your name will be included in a ‘**New Members ONLY Raffle**’

for a camellia plant. This is for only new members, be sure to attend to increase your collection of camellias for your yard. We also have a camellia plants raffle for everyone to participate, raffle tickets are sold at a price of \$1.00 per chance or \$5.00 for 6 chances. See Lee Vanderpool to purchase your raffle tickets, the proceeds support our club meetings.



Autumn Mist

Color: Pink
Form: Semidouble
Size: Large
Blooms Fall and Spring



Blue Danube

Species: Non-reticulata Hybrid - C.x Williamsii
Color: Rose Lavender With Golden Anthers And Whittish Filaments
Form: Peony Form
Size: Medium



Candidissima

Species: Japonica
Color: White
Form: Formal Double
Size: Medium



Charles F. O'Malley

Species: Japonica
Color: Flesh Pink
Form: Formal Double
Size: Large

Saturday Oct. 21st

– ALL HANDS NEEDED!

This is a very **BIG and Important Work Day** at the Shade House starting at **9:00am**. We will be potting our harvested air layers, spraying camellias, fertilizing, and general clean up. There are over 500 air layers that will need to be potted that morning. Please bring your pruners, gloves and water bottles and if you prefer to sit bring a chair to unwrap the air-layers. Once the work is done you may take this opportunity to purchase what you did not buy at the previous member’s only sale, bring your check book, cash or for a small fee credit card. Always check our website for updates to learn more about Pensacola Camellia Club by visiting our website, <https://pensacolacamellioclub.com/>.