



Thanks to everyone for making our 2021 show a great success! Mother Nature blessed us with a beautiful day of NO rain. The enthusiasm of each of you is what makes this club so special and enjoyable. None of this would be possible without the help of all of our members who stepped up to volunteered. I am extremely proud and honored to be your President.


As we start a new year, please add to your calendar our exciting and fun events. We have recently set the date of Wednesday, January 26th for our trip to Mr. Jim Smelley's greenhouses in Aricola, MS for grafting camellias. We are so fortunate to have access to world a renown grower and winning exhibitor within an 1 ½ hour drive. It's a real pleasure to visit with him and his 3 greenhouses which have an abundance of award-winning camellias for you to select your scion for grafting. It is a challenge to select only one scion. Those members who have been on this trip before please share with others who have not, tell them about your experience, it is worth taking a day off of work. Charge your camera battery for great camera photos to help plan your yard. Come learn more about grafting and enjoy the camaraderie with members.



Another positive for going to Smelley's before our January 30th grafting workshop at the Garden Center is to collect more scions for this event. Please plan to attend the demonstration as it is another opportunity to learn and cultivate a special camellia for your collection.

Enjoy the many blooms of the camellia season. -Trumin Brown

PCC's 83rd Camellia Show in photo summary; bloom prep, placement, judging, memorial table, music, prize winners , toys for tots collection as prizes and outdoor plant sales. We had record plant sales and increased membership by 23 new members. Thanks to all of our volunteers. WELL DONE EVERYONE!



Happy New Year to all of our members and especially to the 23 New Members who joined in the month of December.

It feels like the show was a long time ago. We all should be rested and ready to participate in our upcoming events. Our weather has been extremely warm and humid for camellias to bloom everywhere in Pensacola area. Various members and non members have been emailing photos of their blooms to me to share their joy from their yards. - Louise

Deborah Greenwald

emailed, 'This plant on my property was planted by Mr. Coker, who lived in the house next door and planted many varieties. Irene Coker was his mother.' Here are Pensacola variety Irene Coker and Irene Coker Pink.




Rebecca Hinkle emailed, 'I was searching out at UWF Camellia Garden trying to identify my camellia with no luck can you help?' Skip id this as 'Kramer's Supreme'.

Mary Wilson attended the Dec 11th show and had to share what she left at home. We think this could be Marie Bracey. —————→



Cole Poston emailed, 'I would like to bring my camellia to y'all's show but it's a Tree and it's in the ground so could I enter a picture of it to be judged? It's currently in full bloom right now and it's some sort of pink perplexion. This plant was on the property when we moved into the house, it's very old'. I invited Cole to attend the show to see more amazing camellias and surprise; I actually greeted Cole and his family at the door and learned more about this young teenager.



Remember Skip at the banquet with his signs to assist the auction? Well, at Tuesday's night board meeting he brought in an 8 inch pie by the name of Larry Piet. Yes that is classified as a VERY LARGE camellia.



Katherine Geeker shared her 'Empress Padoga' which survived the New Year's Day cold and rain that we had in Pensacola.

Eleanor Godwin of Scenic Terrace sent their 1st bloom of Lauren Tudor

Variegated. It is closest to Scenic Highway which residents can see as they come and go from the building. Thanks to the Club for such a beautiful selection of camellias at our building.



If you enjoyed these photos there are always more on the Face book page posted by various members. Find what you like, make your 'wish list' and come graft yourself a camellia or two.

The next show to exhibit your camellias is sponsored by the **Mobile Club** on **January 15th, 2022**. Their show will be held at Abba Temple, 7701 Hill Road, Mobile, AL. Bring your best blooms, our dear friend Jim Smelley is co-judge chairman, go support our neighboring club and win some awards. You can find their show schedule along with other show dates on ACS website, under Shows.

Everyone has a Camellia Story by Mike Johnston

The Camellia show was unique, one event that I found remarkable. I arrived at 7am and the weather was slightly ominous - I saw the dark clouds and was worried about the rain. However, the day never really rained. The clouds loomed and they provided a nice overcast. I didn't know I was going to be spending so much of the day outside, but I found my "Camellia Show Home" outside with Trumin and the sales team.

I walked around at first and saw the setup outside at the tent and then I walked inside the building looking at the tables. I wasn't exactly sure where I could help out, so I just started to observe. I saw many carrying trays of flowers - so many shades of red, white, and pink. The flowers were so robust but were treated with such delicacy. I did not bring any flowers of my own so I walked the building a couple times. During my walks, I met a couple



people who came by to purchase some Camellia plants. I was the only person at the Camellia tent so I started showing them what we had (thank goodness for me all of the names, colors, and pictures were tagged to the plant). I was surprised that so many people came with the goal of finding a specific species; my goodness I wish I would have known that Trumin had alphabetized them all before I started. That experience allowed me to become very familiar with the dozens of species that were brought for the sale. I met people from all over the panhandle: Foley, Panama City, Mobile, even as far as New Orleans. At the end of the day there were 12 or 15 plants remaining which is pretty impressive since we started with almost 200. I most enjoyed helping people carry their plants to their trucks and cars - so many shared with me their story about why they bought what they bought. Some shared that growing and planting Camellias with loved ones, whether those loved ones were still here or not, reminded them of their best memories. I met a gentleman that lives in Myrtle Grove, just two years younger than myself, who said that his grandparents bought him a Camellia when he first bought his house. That triggered my own memories of planting in the garden with my grandparents when I was kid, traveling summers while not in school to see them. Another gentleman told me he plants them because they require minimal maintenance - "[my] type of plant" he said. Most everyone had a story they wanted to share with me as I loaded up their car or truck. I really enjoyed listening to their stories.

What I find super interesting is that so many people I met at the sale found me on Facebook - I get at least a picture a week sent to me asking to help identify the species (I send them to John Davy for the assist). I guess that is one of the byproducts of helping people load their trucks.

The event was beautiful, one that was so needed during a time of so much social despair. I am looking forward to the next one!

All my best,
Mike Johnston

Upcoming Events

We appreciate all of our members and leave it to your discretion to wear a mask at our meetings. Seating will be spread out for you to select where you prefer to sit. Stay well and safe.

Tuesday Jan. 18th – General Meeting- Mack Thetford & Christi Hankins will take you on a trip down Masee Lane and share information on upcoming ACS National Convention & Gardens. Location: [Garden Center](#), 6:30pm for social, 7pm program.

Wednesday Jan. 26th - Grafting trip at Smelley's. PCC members and friends will depart at 7:30am from the Shade House located at 3279 Pine Forest Rd, Cantonment to carpool to Jim Smelley's greenhouses near Aricola, MS. Jim has hundreds of camellias in three greenhouses that are a "must see." Make reservations with Trumin at 850-375-4541 price of \$30 includes one graft and your lunch. Those going can pay at the Tuesday's meeting or the day of the event.

Sunday Jan. 30th – Pensacola Camellia Club **FREE workshop** demonstration on Grafting Camellias and Plant Sales. PCC's members and friends can graft a scion of your choice for you to take home for \$10/each. Location: [Garden Center](#) 1-4pm.

Saturday Feb. 5th – Shade house **Work Day** starting at 10am. We will be grafting on our 2 raised beds at the shade house. Put into practice what you just learned at the workshop or team up with an experience grafter and assist them.

Saturday Feb. 12th – Pensacola Camellia Club at [Palafox Market](#) **selling camellias and promoting upcoming events.** If you can help between 8:30am -2:00pm please contact Louise at 850-780-0410. Please bring a chair, dress for the weather and we will greet the shoppers with camellias and smiles.

Tuesday Feb. 15th – General Meeting Skip Vogelsang /Show Chairman presents 'Lessons Learned from the Show and Photos of the Winning Blooms'. Location: [Garden Center](#), 6:30pm for social, 7:00 pm program.

Saturday Feb. 19th – [UWF Camellia Garden](#) Work Day starting at 10:00am to 12:00am. We will be doing any necessary clean up before the garden tours. Please bring your gloves, tools for picking up dropped blooms, and yard waste container.

Sunday Feb. 20th – Pensacola Camellia Club will welcome the public to our [UWF Camellia Garden](#) Tour. Members will provide air layering and pruning demonstrations, along with handouts of the clubs information. Plants will be available for sale starting at Noon to 4:00 pm. For more information about the UWF Camellia Garden go to Activities, [UWF Camellia Garden & Tours](#) on our website.

Wednesday Feb. 23rd – “**Salute to the Winter Rose, Camellias**” at V. Paul’s. All gardeners & camellia lovers, join us from 4:30– 6:30pm for a conversation with demonstrations about the growth and care of camellias. Happy Hour prices on wine to salute the winter rose, the Camellia. Camellia plants will be raffled off to attendees.

Friday Mar. 4th – **Set up** for Community Novice Show at the downtown Public Library on Spring Street starting at 3:00 pm – 4:00 pm.

Saturday Mar. 5th – Pensacola Camellia Club to host **Community Novice Show and Plant Sale** at the downtown [Public Library](#) on Spring St. Everyone is invited to bring their camellia blooms to compete for prizes in various categories starting at 9:00am. For more information about the Community Novice Show, go to Activities, [Community Camellia Show](#) on our website

Membership

We like to **WELCOME NEW MEMBERS** by asking them to wear the **Red outlined name tag** so our members know to greet you and introduce themselves. A new member is anyone who joined in December 2021 till November 2022. We are starting the year off with 24 new members.

New members, by attending the meeting your name will be included in a ‘**New Members ONLY Raffle**’ for a camellia plant. This is for only new members, be sure to attend to increase your collection of camellias for your yard.

We also have a camellia plants raffle for everyone to participate, raffle tickets are sold at \$1.00 for 5 chances. See Lee Vanderpool to purchase your raffle tickets, the proceeds support our club meetings.

Please pay your 2022 membership dues of \$10 by check or cash tonight.

Debbie Brown, VP of Membership will accept your money and review your contact information to keep you informed of club events. If you have questions for Debbie about your membership you can reach her at 850-932-0370. If you’re not attending the Jan. 18th meeting please mail your payment to Pensacola Camellia Club P.O. Box 707 Pensacola, FL, 32591. Lifetime membership is \$100.

Anticipating Another Year of Camellia Blooms by Eleanor Godwin

In March of 2019 Scenic Terrace purchased a dozen beautiful specimens from the PCC. We are looking forward to another year of pretty blooms, as evidenced by the nice crop of buds on this Pink Perfection. We planted them along our driveway, an otherwise dull stretch of green shrubbery. Thanks again to your members for helping us select a nice group of varied colors that should bloom in a nice sequence, giving us some winter interest for 2 – 3 months. Our residents who are locals admire and appreciate the beauty these provide, and non-locals are amazed that anything blooms this well in the winter. We hope to add more around the property as some of our older shrubbery ages out and appreciate the advice of the PCC experts. Thanks also for helping try to save a Pink Perfection that was attacked by a weed whacker. Sadly, it didn't survive but the advice was easy to come by from your members and they found us a replacement plant. Now, to control the landscapers! Who knows, we might even catch the grafting bug and find way to propagate new ones.



Eleanor, hopefully your pink perfection will be ready for the Community Novice Show on March 5th. This one was at the December show.

Getting to Know Your Fellow Camellia Member – Mike Jinks



If you asked me how long I have been involved with camellias, I would not be able to give an exact time.

I first joined the Brookhaven Camellia Society in 1999. This came about when Geri, my first wife was working at the local paper as an obit and feature writer. She was invited to go with the local camellia club, Brookhaven, on a field trip to Lucedale to see Jim Smelley's green houses. Jim is one of the largest indoor growers of camellias for showing in local shows all along the gulf coast. She was with some of the best camellia growers, one namely Tom Perkins. Tom had served as President of the American Camellia Society and twice served as President of the International Camellia Society. It was upon her return from this field trip, with a plant she purchased from Mr. Smelley. Tom said it was a "good one". When the next meeting of the Brookhaven Camellia Society came around, we attended and joined the club.


Geri and I were very much involved in the club, until she

passed away in 2015. I served as Treasure for the club for many years, until I moved away in 2017. After moving to Gulf Shores in July 2017, I

brought with me many camellias from Brookhaven. I have spent several years getting them planted. During this time, I went to the Pensacola Camellia Club meeting, having known Col. Hooton for many



Magic City



Frank Houser

years along with Skip Vogelsang and Roger Vinson. There were others that I had met at different Camellia Shows. I finally joined the Pensacola Club, though not as active as I use to be. I love camellias, growing, showing, and grafting. Camellia people are so generous with giving scions. I will always have a love for the camellias.

Michael Jinks

Please consider sharing your camellia story and / or photos about what you enjoy about camellias or PCC's events. Submit by emailing to Louise Seitz by Feb 1st, 2022.






Greg Taylor forwarded this article from the American Camellia Society 1959 Yearbook. I added the photos and was impress that our Pensacola variety, C. M. Wilson registrar in 1949 by Mrs. A.E. Wilson was included in the top 10 recommended for beginners.

ANOTHER "FAVORITE VARIETY" POLL by GEORGE DU BRUL, Dallas, Texas

At the panel discussion held during the course of the annual meeting in Macon last February, the Moderator stated that he had asked members of the panel to recommend a list of the ten best varieties for beginners to buy, and a second list of the five best varieties which have been introduced during the past ten years. These two lists follow:

| | |
|--|---|
|  <p>C. M. Wilson Species: Japonica Color: Silvery White On Outer Petals Shading To Pink In The Center With Golden Stamens Form: Anemone Form Size: Large To Very Large</p> <p>Registration 1949 by Mrs. A. E. Wilson of Pensacola</p> |  <p>Elegans [Chandler] Species: Japonica Color: Rose Pink With Center Petaloids Often Spotted White With Gold Stamens Form: Anemone Form Size: Large To Very Large</p> <p>Registration 1831 in England</p> |
|  <p>Daikagura Species: Japonica Color: Bright Rose Pink Spotted White With Yellow Anthers Form: Peony Form Size: Medium To Large</p> <p>Registration: 1891 in Yokohama Japan</p> |  <p>Lady Clare (Akashigata) Species: Japonica Color: Deep Pink With Golden Anthers With Filaments Yellow And Reddish At Root Form: Semidouble Size: Large</p> <p>Registration: 1859 Isle of Guernsey, England</p> |
|  <p>Debutante Species: Japonica Color: Light Pink Form: Full Peony Form Size: Medium</p> <p>Registration early 1900's Charleston SC</p> |  <p>Magnoliaeflora Species: Japonica Color: Blush Pink Form: Semidouble - Hose-in-hose - With Petals Curved Gradually Outwards And A Slender Stamen Column Size: Medium</p> <p>Registration 1886, Japan to Italy</p> |
|  <p>Donckelarii Species: Japonica Color: Red Marbled White In Varying Degrees Form: Semidouble Size: Medium To Large</p> <p>Registration 1834 China to Belgium</p> |  <p>Ville de Nantes Species: Japonica Color: Dark Red Blotched White Form: Semidouble With Upright, Fimbriated Petals Size: Medium To Large</p> <p>Registration 1910 Nantes, France</p> |
|  <p>Donation Species: Non-reticulata Hybrid - C.x Williamsii Color: Pale Orchid Pink, Flushed And Veined Red-purple Group 64D With Dark Yellow Anthers And White Filaments Form: Semidouble Size: Large</p> <p>Registration 1941 Sussex, England</p> |  <p>White Empress Species: Japonica Color: White With Yellow Anthers And White Filaments Form: Semidouble With Fluted Petals Size: Large</p> <p>Registration 1939 Crichton, Al K. Sawada nurseries</p> |

The ten best varieties were picked by members of the panel who have been growing camellias for a number of years sufficient to enable them to study and evaluate the best qualities of a large number of varieties. With the possible exception of C. M. Wilson and Donation (a hybrid) all of the varieties were "old timers." I wondered if, per chance, years of close association with those old favorites had influenced members of the panel. The thought occurred to me that it might be of interest to poll a cross section of camellia enthusiasts throughout the South and West to learn whether or not this preference for old varieties was shared by growers picked at random. With this thought in mind, I addressed this question to 30 members, "What five varieties of Camellia japonicas are your favorites?"

| | |
|---|---|
|  <p>Billie McCaskill Species: Japonica Color: Shaded Soft Pink With Yellow Anthers And White Filaments Form: Semidouble With Deeply Fimbriated Petals Size: Medium</p> <p>Registered 1955 by McCaskilll Gardens Pasadena CA</p> |  <p>Mrs. D. W. Davis Species: Japonica Color: Blush Pink Form: Semidouble Size: Very Large</p> <p>Registered 1955 by D. W. Davis Seffner, FL</p> |
|  <p>Guest of Honor Species: Japonica Color: Salmon Pink With Yellow Anthers And White Filaments Form: Semidouble To Loose Peony Form Size: Large To Very Large</p> <p>Registered 1955 by Harvey F. Short of La Mesa CA</p> |  <p>Reg Ragland Species: Japonica Color: Red With Dark Yellow Anthers And Yellow Filaments Form: Semidouble With Smaller, Upright Center Petals Surrounding Mass Of Stamens Size: Large To Very Large</p> <p>Registered 1955 by William e. Woodroof Sherman Oaks CA</p> |
|  <p>Tomorrow Species: Japonica Color: Strawberry Red Form: Semidouble With Irregular Petals And Large Petaloids To Full Peony Form Size: Large To Very Large</p> <p>Registered 1953 Tick Tock Nursery Thomasville, GA</p> | |

The next page reflects the best leading camellias show winners, how many of these are in your yard?

THE JUDGES HAVE SPOKEN!

The following scores have been compiled from show reports filed with headquarters by the hosting clubs for the 2019-2020 show season. Leading camellia varieties are listed by individual point count which includes Sweepstakes, Best Bloom, Runner-up and Court of Honor according to the following scoring system:

Best Bloom in Show – 10 Points

Runner-up Best Bloom in Show – 5 Points

Best Bloom in Category – 5 Points.

Runner-up Bloom in Category – 3 Points

Court of Honor Award in Category* – 1 Point

* If no Runner-up prize is awarded, the Court of Honor award is 3 points.

| | | | | | | | |
|---------------------|----|-------------------------|-----|------------------------------|----|-----------------------|-----|
| C. japonica | | MINIATURE | | 'Mary O'Donnell' | 23 | SMALL | |
| | | 'Fircone Var.' | 76 | 'Ali Hunt' | 19 | 'Spring Daze' | 106 |
| VERY LARGE | | 'Sue Kendall Var.' | 28 | 'Lady Ruth Ritter' | 19 | 'Freedom Bell' | 53 |
| 'Lauren Tudor' | 52 | 'Kewpie Doll' | 25 | SMALL | | 'Senritsu-ko' | 39 |
| 'Edna Bass Var.' | 46 | 'Mini Pink' | 23 | 'Crimson Candles' | 19 | 'Buttons'n Bows' | 38 |
| 'Show Time' | 25 | 'Just Darling' | 20 | 'Dot Spengler' | 5 | 'Night Rider' | 37 |
| 'Moonlight Bay' | 23 | | | | | MINIATURE | |
| 'Paul Haskee' | 22 | C. reticulata | | Non-reticulata hybrid | | 'Sweet Jane' | 52 |
| LARGE | | VERY LARGE | | VERY LARGE | | 'Helen B.' | 35 |
| 'Royal Velvet' | 76 | 'Frank Houser' | 144 | 'Mary Phoebe Taylor' | 11 | 'Minato-no-akebono' | 21 |
| 'Royal Velvet Var.' | 62 | 'Frank Houser Var.' | 100 | 'Waltz Dream' | 5 | 'Spring Festival' | 17 |
| 'Julius Nuccio' | 61 | 'Ruta Hagmann' | 47 | 'James S. Reeve' | 3 | 'Baby Rhodo' | 11 |
| 'Carter's Sunburst' | 43 | 'Linda Carol' | 33 | 'Waltz Dream Var.' | 3 | SPECIES | |
| 'Mary Fischer' | 41 | 'Harold L. Paige' | 32 | LARGE | | 'Star Above Star' | 60 |
| MEDIUM | | 'Ray Gentry' | 32 | 'Cile Mitchell' | 44 | 'Egao' | 27 |
| 'Margaret Davis' | 60 | LARGE | | 'Tom Perkins' | 35 | 'Egao Corkscrew' | 26 |
| 'Black Magic' | 48 | 'Valentine Day' | 51 | 'Taylor's Perfection' | 33 | <i>C. nitidissima</i> | 25 |
| 'Grand Marshal' | 43 | 'Valentine Day Var.' | 47 | 'Mona Jury Var.' | 30 | 'Shishi-Gashira' | 25 |
| 'Magnoliaeflora' | 41 | 'Larry Piet' | 40 | 'Mona Jury' | 29 | WHITE | |
| 'Lady Laura' | 39 | 'Phyllis Hunt' | 39 | MEDIUM | | 'Melissa Anne' | 60 |
| SMALL | | 'Holy Pure' | 32 | 'First Blush' | 48 | 'Mary Alice Cox' | 30 |
| 'Red Hots' | 74 | MEDIUM | | 'Julia' | 41 | 'Sea Foam' | 25 |
| 'Tama Peacock' | 74 | 'Adrienne Boueres' | 43 | 'Island Sunset' | 37 | 'Man Size' | 18 |
| 'Ellen Daniel' | 45 | 'Black Lace Peony Var.' | 27 | 'Optical Illusion' | 36 | 'White Porcelain' | 15 |
| 'Red Devil' | 42 | 'Valley Knudsen' | 24 | 'High Fragrance' | 35 | | |
| 'Maroon and Gold' | 41 | | | | | | |

Ellen Vinson



| | |
|-------------------------------------|---|
| Species: | Japonica |
| Color: | Blush white |
| Form: | Formal double |
| Size: | Small |
| Bloom Season: | E-M |
| Growth Rate: | Slow |
| Growth Characteristics: | Upright, open growth |
| Leaf Characteristics: | Dark green |
| Originator: | Pat B. Johnson |
| Place of Origination: | U.S. - Cairo, Georgia |
| Year of Origination / Registration: | 2021 - ACS Registration #3265 - first bloomed in 2019 |
| Heritage: | Seedling of Japonica 'Beatrix Hoyt' |
| Photographer: | Pat Johnson |
| ICR Link: | http://camellia.iflora.cn/Cutivars/Detail?latin=Ellen Vinson |

Gloria Ann



| | |
|-------------------------------------|---|
| Species: | Japonica |
| Color: | Rich deep rose red |
| Form: | Formal double with pointed petals |
| Size: | Small to medium |
| Bloom Season: | M-L |
| Growth Rate: | Average |
| Growth Characteristics: | Upright, medium density growth |
| Leaf Characteristics: | Medium green |
| Originator: | Clarence & Lillian Gordy |
| Place of Origination: | U.S. - Ocala, Florida |
| Year of Origination / Registration: | 2021 - ACS Registration #3251 - first bloomed in 2005 |
| Heritage: | Chance seedling |
| Photographer: | Alan McMilan |
| ICR Link: | http://camellia.iflora.cn/Cutivars/Detail?latin=Gloria Ann |

Judge Roger Vinson



| | |
|-------------------------------------|---|
| Species: | Japonica |
| Color: | Red outer petals shading to mauve shading back to red in center |
| Form: | Formal double |
| Size: | Medium to large |
| Bloom Season: | M-L |
| Growth Rate: | Average |
| Growth Characteristics: | Upright, open growth |
| Leaf Characteristics: | Dark green |
| Originator: | Pat B. Johnson |
| Place of Origination: | U.S. - Cairo, Georgia |
| Year of Origination / Registration: | 2021 - ACS Registration #3264 - first bloomed in 2018 |
| Heritage: | Seedling of Japonica 'Royal Velvet' |
| Photographer: | Randolph Maphis |
| ICR Link: | http://camellia.iflora.cn/Cutivars/Detail?latin=Judge Roger Vinson |

Paul Bruno



| | |
|-------------------------------------|---|
| Species: | Reticulata hybrid |
| Color: | Medium true pink with yellow anthers and white filaments |
| Form: | Semidouble form with ruffled petals |
| Size: | Medium |
| Bloom Season: | M-L |
| Growth Rate: | Average |
| Growth Characteristics: | Upright, open growth |
| Leaf Characteristics: | Dark green |
| Originator: | Pat B. Johnson |
| Place of Origination: | U.S. - Cairo, Georgia |
| Year of Origination / Registration: | 2021 - ACS Registration #3285 - first bloomed in 2014 |
| Heritage: | Seedling of Reticulata hybrid 'Frank Houser' |
| Photographer: | Pat Johnson |
| ICR Link: | http://camellia.iflora.cn/Cutivars/Detail?latin=Paul Bruno |

ACS also has a listing of **new cultivar registered in 2021**. I was excited to see the names of these new camellias for our members. For more information about registering yours cultivar, visit the ACS website at americancamellias.com and select "ACS New Cultivar Registration Form" from the 'Education and Camellia Care' menu.

Maybe in 2022 we will see the registration of the camellias dedicated to the late Ms. Thelka Morris. John Davy and Jim Smelley are both working on their applications for their new cultivar in her memory.

At the show John Davy entered T's Rose, shown below, can't wait to see Jim Smelley's creation.

