



President's Message

On behalf of the entire Board, I hope that all of our members are doing well during these difficult and challenging times. It's been a while since we have met as a Club, but these days will someday be behind us and we'll get back to enjoying the camaraderie that makes membership in the Pensacola Camellia Club so special. It is an understatement when I say that we miss seeing everyone in person and miss working together at Club events.

The Club will be following the recommended Corona virus precautions to ensure the health and safety of our members at our events. **Masks are required for anyone who enters the Garden Center for our indoor meetings and when interacting with each other.** At this time there will be no refreshment tables but you may bring your individual drinks or food for yourself. We ask that members register for attending the meeting on [Eventbrite](#), to assist us with the number of chairs to set up for social distancing and the number of plants to bring for our raffles. We will be sanitizing the chairs after the meetings per Garden Center requirements. Members that cannot attend, but want to join in our discussions will be able to through zoom meeting on your computer or smart phone. The details for attending by zoom can be found on page 7 under upcoming events.

Lastly, I want to make a plug for our newsletter, Facebook page, and website. These are the best sources of information on what is happening in our Club as we adjust with the virus situation. If you have any improvements, please reach out to any of the Board members. Take care and I hope to see you soon.

Lauren Mate



Our Award Banquet was attended by 42 members and guests at V. Paul's Italian Ristorante for a delicious dinner of salad, lasagna and tiramisu for dessert. The meal was followed by swearing in of the board, awards and plant auction.

Norman Vickers swore in the board members with the request to read and reply to all emails in a timely fashion.



Carol Patterson was recognized for her financial support to the club with a camellia named in her honor, 'Carol's Tama', grown & registered by Dick Hooton with the American Camellia Society. (Pictured below; Alan McMillan, Carol Patterson, Dick Hooton & Lauren Mate)



All of our photos can be viewed on our website for you to enjoy, copy and share to encourage your friends to join us. <https://pensacolacamellioclub.com/photo-galleries/>

Special **'Lifetime Achievement Award'** in recognition of **Jim Smelley** for his sustained contribution to the camellia world, and support and commitment to Pensacola Camellia Club. Our dear friend, Jim Smelley is known internationally for his willingness to share his knowledge and love for camellias with everyone. We have enjoyed years of grafting at his property on his root stock to produce outstanding plants.



T. Morris was also presented with a **'Lifetime Achievement Award'** for her continued service of time and financial resources to the Pensacola Camellia Club. At 97 years old she is at all board meetings and general meetings in her position as Treasurer.



Our **'Person of the Year'** award went to a special couple, **Debbie & Trumin Brown**, who have both shown up at every sales opportunity, work day, shade house emergency, and fulfill their board positions of programs and membership.



Don Applegate will be missed by Skip Vogelsang



July 11th was a very sad day for me upon hearing that Don Applegate had passed, due to COVID 19, at the age of 92. I realize that many of you did not have the opportunity to know Don, as he was phasing out of the club just as I was getting started in 2005. But he was worth knowing and he was a valued member of our camellia club.

He was his high school's valedictorian prior to obtaining his B.S degree from DePauw University. From there he graduated from dental school at Loyola University. He then spent many years on active duty with the Navy including the Vietnam War in the Pacific and South China Sea both ashore and aboard ships. He then transferred to

NAS Pensacola in 1976 where his patients included the Blue Angels. And like me, once he got to Pensacola he never left.

That's when he got interested in camellias and became active in our club. He served as club president in 1989 and was named Person of the Year in 1990. But his claim to fame was a very special seedling worthy of registering as a new variety in 1991 (a feat that I still aspire to). He named it Peggy's Blush for his wife and it has withstood the test of time as an outstanding small japonica. In 1998 it won the Frances Racoff Award for Best Formal Double at the National ACS Show and in 2019-2020 Peggy's Blush won best in class five times in the USA. At our 2019 show I was fortunate enough to win the annual Best Peggy's Blush Award and share the news and photo with Don. There is no doubt that Peggy's Blush is one of the 10 best Pensacola varieties.



Don spent his last five years at an assisted living facility and every blooming season I would cut some flowers and take them over for him to see. I was amazed that he still could name many of them. Once we had talked about each one he would grab his walker and we would cruise the facility giving away camellia blooms to the staff and other residents. Seems nothing delighted him more than that. I will miss those visits when the camellias start blooming again this year and the years that follow. It was great to know you Don.



Our first camellia, Peggy's Blush by Christine and James Lee Frazier

As you may know, James Lee and I were high school sweethearts in a small town in Arkansas in the '50s. It was the custom for the fellows to give their girls a corsage on Easter which we could all wear for church services that morning. When I was about 15, James Lee gave me a gorgeous corsage with three blooms that I had never seen before but later learned to be camellias. They were so beautiful and I loved that corsage so much. I loved it so I tried to use camellias for our wedding which was at the end of May, but as you know, May is not the season. At the time I could not understand why they could not get camellia blooms from somewhere. Now I know. This was the beginning of my love for camellia. James Lee is enthralled now too as we have watched our plants reach maturity and bloom.

I have to give Don Applegate a little kudos because he gave us our first plant sometime in the early 2000s. I was visiting with Don and Peggy at their home one day, and they had blooms all over their family room in little vases. It was enthralling. Their back yard was full of large camellia plants. They were so gracious, and I asked Don where I could buy a Peggy's Blush plant. He said he didn't have one but he thought he could get one for me somewhere. Several months later he called to say he had our plant. We put the little plant in the ground and enjoyed its green leaves for a year or so and then.... you know what happened. What a wonderful gift that keeps on giving














We met Don and Peggy in the 1970s when Don and James Lee were stationed with the Navy at NAS Pensacola Naval Dental Center. They were a really great couple that we always enjoyed being with but did not see often because the guys were in different departments and different age groups. I interacted with Peggy at the wives' functions and saw them socially occasionally. When James Lee retired from the Navy in 1992 and went into practice, Don had retired also and was raising camellias. Attending the annual Camellia show that Pensacola Club exhibited, there was Don with his beautiful plants and blooms.

While attending the Spring show (can't remember exactly which one it was) Dr. Vickers walked us through the blooms and explained various things about them and the club. Mrs. T was there, of course, to collect memberships. That year Christi won the Best of Show with her Black Magic, what a thing of beauty. We were hooked. The rest is history. Now we have thirteen plants in the ground and six more waiting their turn to be planted. Now we have lots of blooms to enjoy and each winter our family room is full of those little vases with joy spilling forth. Thank you Don Applegate and the Pensacola Camellia Club.

Big changes planned for the UWF garden

We have big plans for the UWF garden this year. First we plan to *replenish the pine bark mulch in areas* that need it. So on October 31st we will gather the troops (that's you) to load the wheelbarrows and distribute the mulch to areas in need. This will keep the camellias healthy and greatly decrease our ongoing weed challenges for at least the next 5 years, so please mark your calendar for **Oct 31st at 9am**.

The other big change planned for the UWF garden is to replace some of the existing non Pensacola varieties with some of the best new varieties that have been introduced in recent years. At least a dozen new varieties will take the place of some we planted when the garden was first started. So some of you may be asking what will happen to those camellias being removed to make room for the new ones. Well we hope some of you may be interested in transplanting one or more to your house. Some are larger than others and thus more challenging to transplant successfully, but we will provide you with as much guidance and assistance as possible because we want them to find a new home if possible. You may even want to visit the garden to see them for yourself. First come first serve, so let Skip know if you want to give it a try ---850-776-7951. We plan to remove them all on Saturday Nov 7th. Here is the list of those we know will be available:

 <p>Adolphe Audusson Variegated Species: Japonica Color: Dark Red Blotched White Form: Semidouble Size: Large</p>	 <p>Babe Harrison Species: Japonica Color: Rose Pink Form: Semidouble To Peony Form Size: Medium</p>	 <p>Curtain Call Species: Reticulata Hybrid Color: Deep Coral Pink Form: Semidouble With Irregular Petals Size: Very Large</p>
 <p>Dahlohnega Species: Japonica Color: Canary Yellow Form: Formal Double Size: Small To Medium</p>	 <p>Drama Girl Species: Japonica Color: Deep Salmon-rose Pink With Golden Anthers Form: Semidouble Size: Very Large</p>	 <p>Jenny Lind Species: Japonica Color: White With A Few Faint Pink Streaks Form: Formal Double Size: Medium</p>
 <p>Kick off</p>	 <p>Kramer's Supreme Species: Japonica Color: Turkey Red Form: Full Peony Form Size: Large To Very Large</p>	 <p>Royalty Species: Reticulata Hybrid Color: Bright Pink Deeper In Center With Yellow Anthers And White Filaments Form: Semidouble With Wavy, Crinkled Petals Size: Very Large</p>
 <p>Tiffany Species: Japonica Color: Light Orchid Pink To Deeper Pink At Edge Form: Loose Peony Form To Anemone Form Size: Large To Very Large</p>	 <p>Willard Scott Species: Japonica Color: Pale Pink Edged Deeper Pink Form: Formal Double To Full Peony Form Size: Medium</p>	

Upcoming Events

Tuesday Sept 15th General meeting starts at 7:00pm at the [Garden Center](#), 1850 N. 9th Ave, Pensacola Florida.

Meetings under Corona virus: if you plan to **attend in person** please register by clicking on, [Eventbrite](#) select the date; add the number in your party attending, and your name. You will get a confirmation email about your registration to attend. If you have problems call Louise at 850-780-0410 for help.

If you will prefer to join us from home Trumin has set up zoom meeting. With your computer or smart phone click on the link below which will take you to zoom and follow the directions. If you have problems call Trumin at 850-375-4541.

Topic: Trumin Brown's Zoom Meeting

Time: Sep 15, 2020 07:00 PM Central Time (US and Canada)

Join Zoom Meeting

<https://us04web.zoom.us/j/5314334963?pwd=ZXdzZXVpWHpYSUpFTHlLeTI3TldlUT09>

Meeting ID: 531 433 4963

Passcode: 5XuJj7

At the meeting you can pick up your FREE gib and Skip will demo how to apply gib for you to produce blooms for our 82nd Camellia Show. First application should start the week of Oct 24th so don't miss out.



RootMaker Injection Molded Containers (3-Gallon), Case of 15

John Davy is offering members the chance to buy from him at ½ retailed price RootMaker's containers in 1 gal size for \$1.00/ each or 3 gals at \$2.50 each. *RootMaker's Containers are designed to create fibrous, non-circulating root systems, both horizontally and vertically at all phases of production to equip plants for transplanting success.*

Also, John will bring fertilizer 17-5-11 slow release in 50 lb bags at \$60/bag. To place your order for either item, email pensacolacamellia@gmail.com or call Louise Seitz at 850-780-0410. *Please Do NOT call John Davy direct, contact Louise to place orders.* Your **cash payment** is expected at the Tuesday meeting in order for you to take home your purchase that night.

We like to **WELCOME NEW MEMBERS** by asking them to wear the **Red outlined name tag** so our members know to greet you and introduce themselves. A new member is anyone who joined in December 2019 till November 2020. This season we have 70 new members to welcome.

New members, if you did not know, by attending the meeting your name will be included in a '**New Members Raffle**' for a camellia plant. We also have a camellia plants raffle for everyone, raffle tickets are sold at \$1.00 for 5 chances. See T. Morris or Lee Vanderpool for your raffle tickets, the proceeds support our club meetings

We appreciate all of our members and ask that you kindly wear your mask out of respect for each other; anyone of us could unknowingly be a carrier of this virus.

Tuesday Oct. 20th - General meeting- program “**Inter-active Members Panel to Answer Your Questions,**” along with a review of ‘gibbing’. You will need to ‘gib’ to have your camellias ready to produce blooms to enter at our December 12th show. Location: [Garden Center](#), 6:30pm for social, 7:00 pm program.

Friday Oct. 23rd - [UWF Camellia Garden](#) Work Day starting at 9:00am to 11:00am. We will be harvesting the air layers, cleaning up the garden and gibbing the plants in order to have blooms for our December tour of the garden. Please bring your gloves and water bottles.

Saturday Oct 24th - ALL HANDS NEEDED!

This is a very BIG and Important Work Day at [Shade House](#) starting at 9:00am. We will be potting our harvested air layers, spraying camellias, transferring plants from the right side to the left side of the shade house, fertilizing, and general clean up. Please bring your gloves and water bottles. The Shade House is located at 3279 Pine Forest Rd, Cantonment, FL 32533



(picture here are last year's air layers in need of potting)

Saturday Oct. 31st - [UWF Camellia Garden](#) Work Day starting at 9:00am till completion. We will be replenishing the pine bark mulch in the areas of the garden that need new mulch. Wheelbarrows will need to be load to distribute the mulch where needed. Bring your gloves, rakes for spreading along with your water bottles. There will be plenty of work and we can rotate jobs to easy the load on everyone. If you know of teens needing service hours bring them with we would appreciate the help.

Please be flexible with our planned events, check the website and your email prior to attending. We are aware that GCCS October conference is cancel along with November's Camellia shows, ours is on schedule for December 12th.

2020- 2021 Gibbing Schedule for Camellia Shows near Pensacola

This schedule is an approximation based upon an average time between the application of the gibberellic acid and blooming of about 6 weeks, bracketed with applications a week earlier or later. Thus, there are three application dates for each show. For example, if you gib 2 blooms on each plant at each application, you would have gibbed a total of 6 blooms on that plant --- and with luck maybe 1 of them will open in time for that show. The estimated time is for an average japonica plant in moderate shade and under normal Pensacola weather conditions.

Show Date		1 st Application	2 nd Application	3 rd Application
		7 weeks before	6 weeks before	5 weeks before
Boston, GA	11/07/20	9/19/20	9/26/20	10/03/20
Bryon, GA	11/14/20	9/26/20	10/03/20	10/10/20
Gulfport, MS	11/21/20	10/03/20	10/10/20	10/17/20
Slidell, LA (Club)	12/05/20	10/17/20	10/24/20	10/31/20 (Ozone)
Pensacola, FL	12/12/20	10/24/20	10/31/20	11/07/20
Covington, LA (Northshore)/	1/10/21	11/21/20	11/28/20	12/05/20
Tallahassee, FL	1/09/21	11/21/20	11/28/20	12/05/20
Mobile, AL	1/16/21	11/28/20	12/05/20	12/12/20
Metairie, LA (New Orleans)	1/23/21	12/05/20	12/12/20	12/19/20
Brookhaven, MS <i>And Quitman</i>	2/06/21	12/19/20	12/26/20	1/02/21
Baton Rouge, LA	2/13/21	12/26/20	1/02/21	1/09/21
Fort Valley, GA	2/20/21	1/02/21	1/09/21	1/16/21
Atlanta, GA	2/27/21	1/09/21	1/16/21	1/23/21
Columbus, GA	3/06/21	1/23/21	1/30/21	2/06/21

There is no fixed time for the gib to take effect, and many factors will affect the time. Early blooming varieties usually bloom more quickly and late blooming varieties usually take longer; some take much longer. More mature buds will bloom sooner than less mature ones. Reticulatas normally average a longer time to bloom than do japonicas. Plants in full sun may also bloom sooner. Of course, abnormally warm weather will accelerate blooming, while heavy freezes and colder conditions will delay blooming. Go to the [American Camellia Society](#) website for a video demonstrating gibbing.

Ellen Vinson provided the card below which pictures 'Palafox Street Looking South'. The landscaping is filled with camellia plants. Please share what you know about when there were camellias on Palafox Street for next month's newsletter.

